

How To Update Old To New Version (v6.0.0)AMAZCART

Warning: You must back up all your current databases before updating.

Required PHP 8.1

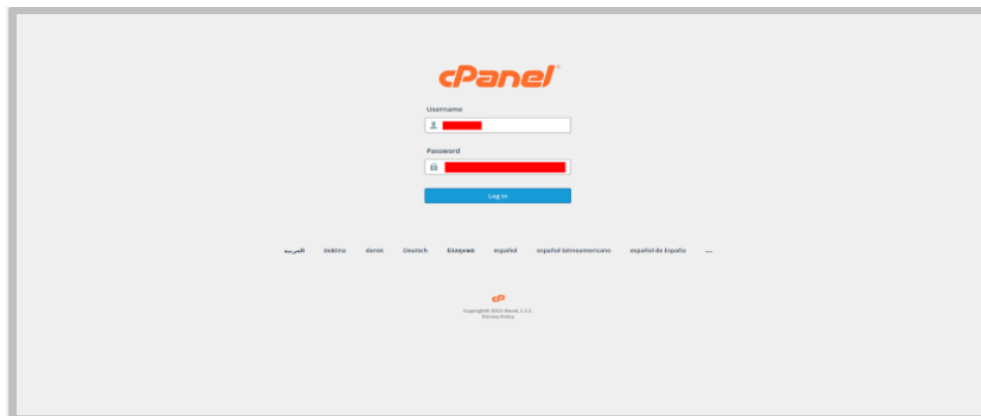
First Setp:

Please download the updated file from where you purchased the application. The zip file is inside two files in it called the vendor.zip and another is app.zip file.

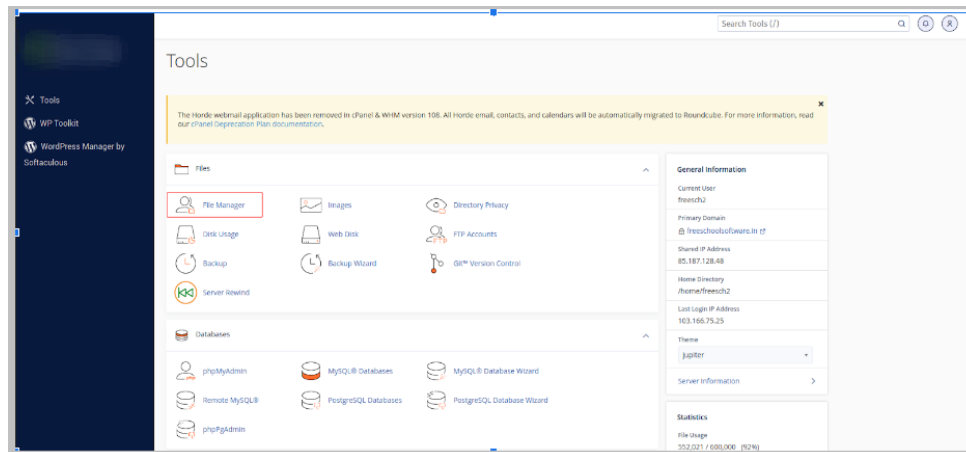
Second step: The user will have to log in to the cPanel or server, and then go to the project folder. The user will upload the “vendor & App” file and then unzip it. The old fill will be replaced automatically. If not replace it then remove the previous “vendor” folder and unzip vendor.zip file also unzip app.zip file and mention replace

Third step: There is a folder named Bootstrap, then click on the Cache Folder, all the data inside Cashe will be deleted manually.

01. cPanel login



02. cPanel to click on the File Manager.

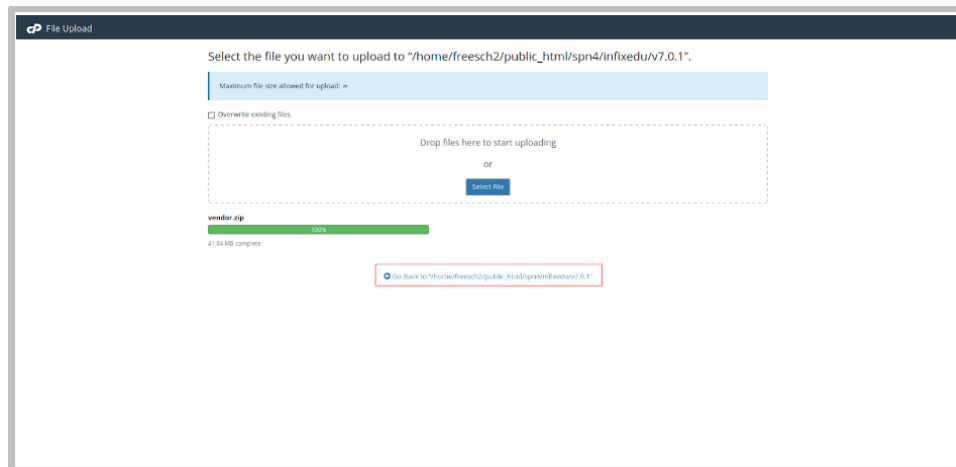


03. Project Directory

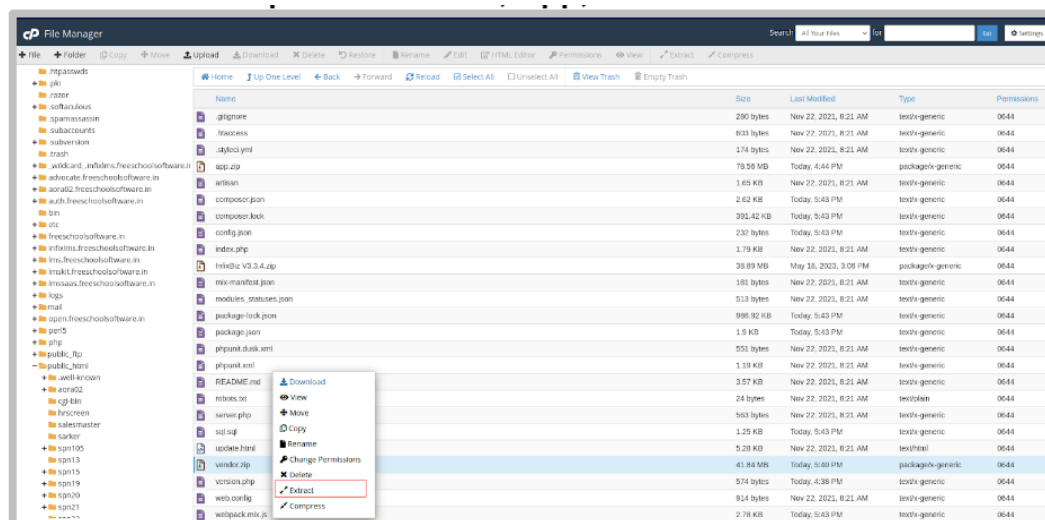
Name	Size	Last Modified	Type	Permissions
app	12 KB	May 17, 2023, 12:02 PM	httpdlnk-directory	0755
bootstrap	4 KB	May 17, 2023, 12:02 PM	httpdlnk-directory	0755
config	4 KB	May 23, 2023, 7:27 PM	httpdlnk-directory	0755
database	4 KB	May 17, 2023, 12:02 PM	httpdlnk-directory	0755
infixedu V7.0.1	4 KB	May 17, 2023, 2:00 PM	httpdlnk-directory	0755
includes	4 KB	May 17, 2023, 12:02 PM	httpdlnk-directory	0755
public	4 KB	May 17, 2023, 12:02 PM	httpdlnk-directory	0755
resources	4 KB	May 17, 2023, 12:02 PM	httpdlnk-directory	0755
routes	4 KB	May 18, 2023, 6:43 PM	httpdlnk-directory	0755
storage	4 KB	May 17, 2023, 12:02 PM	httpdlnk-directory	0755
tests	4 KB	May 17, 2023, 12:02 PM	httpdlnk-directory	0755
updates	4 KB	May 23, 2023, 7:31 PM	httpdlnk-directory	0755
vendor	4 KB	May 17, 2023, 12:02 PM	httpdlnk-directory	0755
env	1.88 KB	May 23, 2023, 7:32 PM	text:generic	0644
gravatar	111 bytes	Nov 16, 2021, 7:43 AM	text:generic	0644
gitignore	290 bytes	Mar 4, 2022, 7:09 PM	text:generic	0644
htaccess	519 bytes	Nov 16, 2021, 7:43 AM	text:generic	0644
artisan	1.05 KB	Nov 16, 2021, 7:43 AM	text:generic	0644
composer.json	3.71 KB	Jan 17, 2023, 1:23 PM	text:generic	0777
composer.lock	699.95 KB	Feb 23, 2023, 12:54 PM	text:generic	0644
config.php	410 bytes	Today, 3:39 PM	text:generic	0644
env.php	312 bytes	Today, 11:59 AM	text:generic	0644
htaccess	2.39 KB	Nov 16, 2021, 7:43 AM	text:generic	0644
general_settings.php	1.88 KB	May 15, 2022, 10:44 AM	text:generic	0644
index.php	1.78 KB	Jan 25, 2022, 2:38 PM	text:generic	0644

04. Upload to your (Vandor File & App) in the project directory

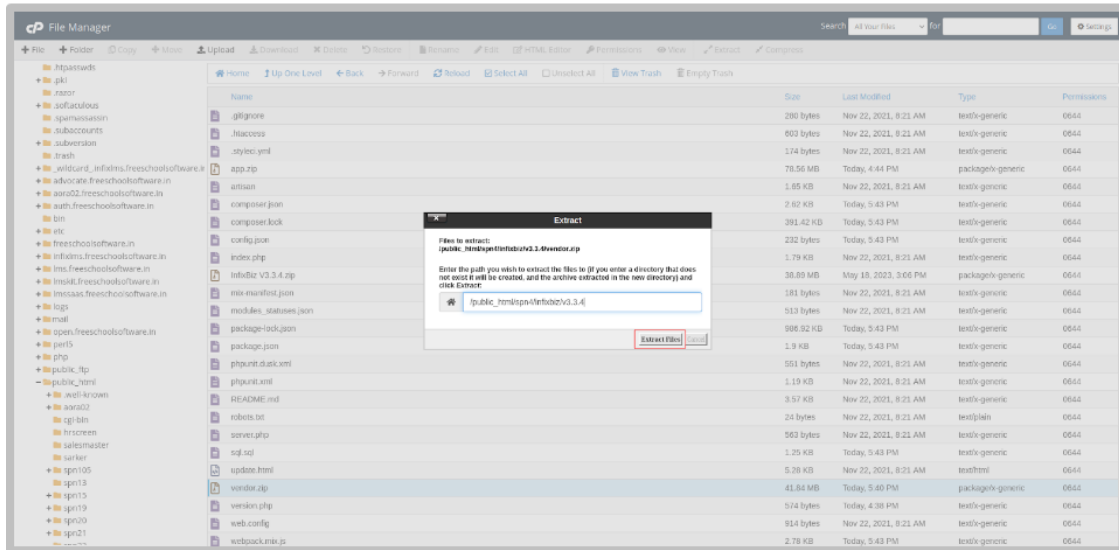
05. Upload successfully



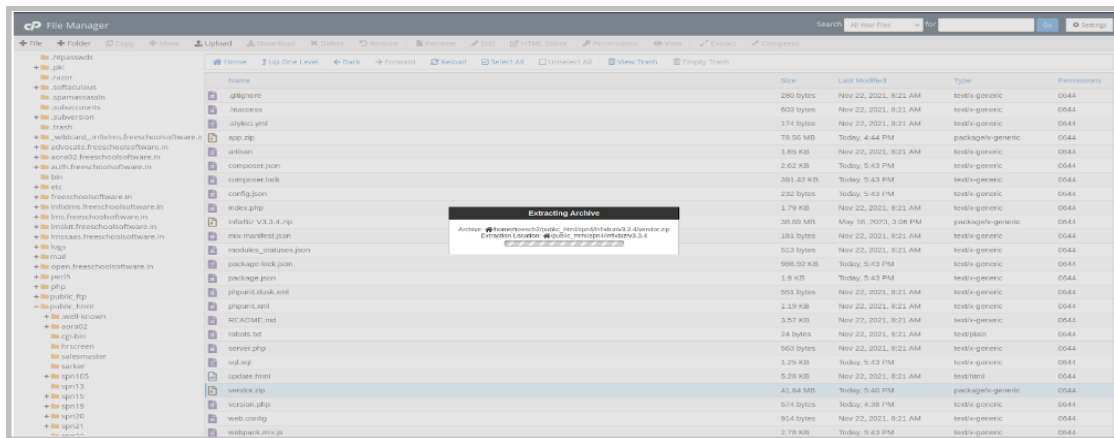
06. Extract the zip file in VENDOR, APP, MODULES & ROUTES.



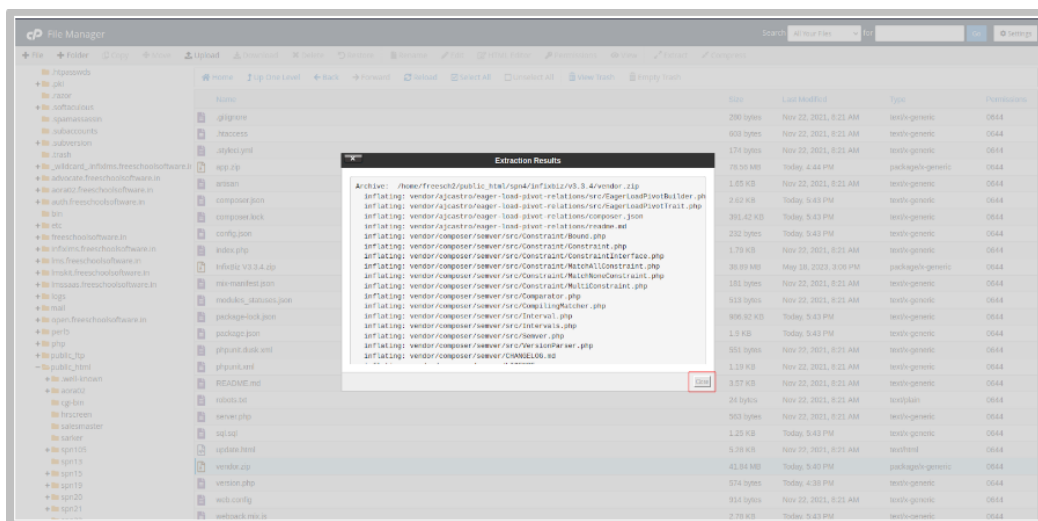
07. Extract 2



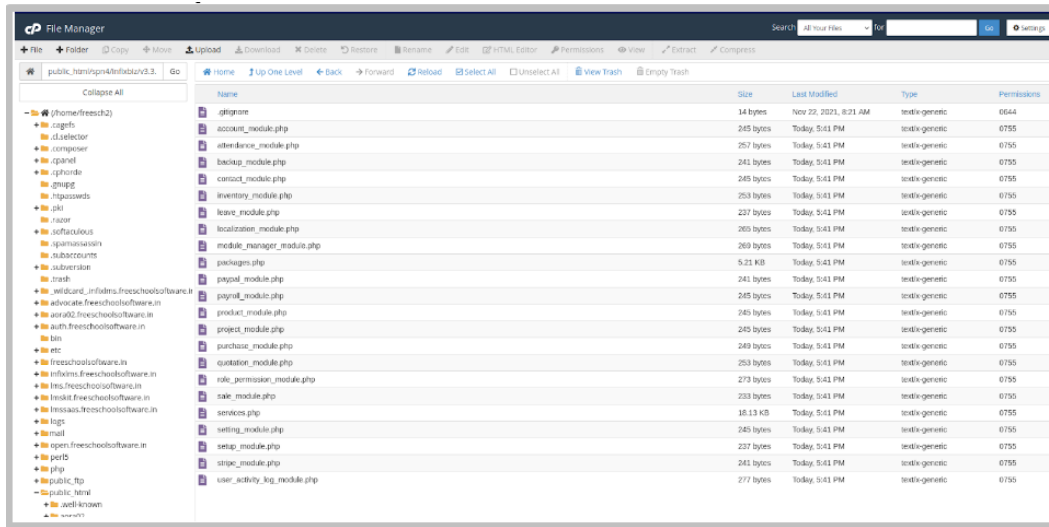
08. Extracting



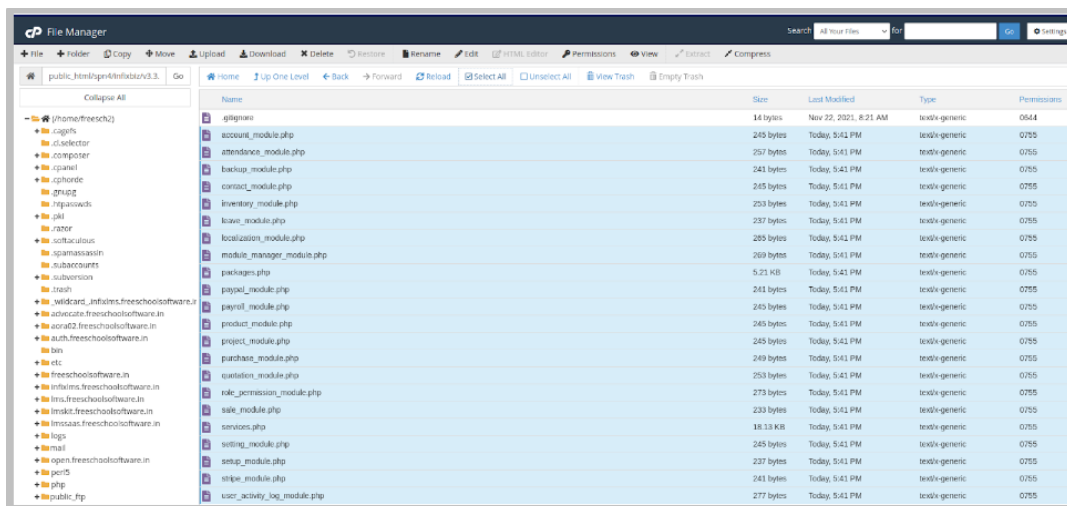
9. Extract Successfully



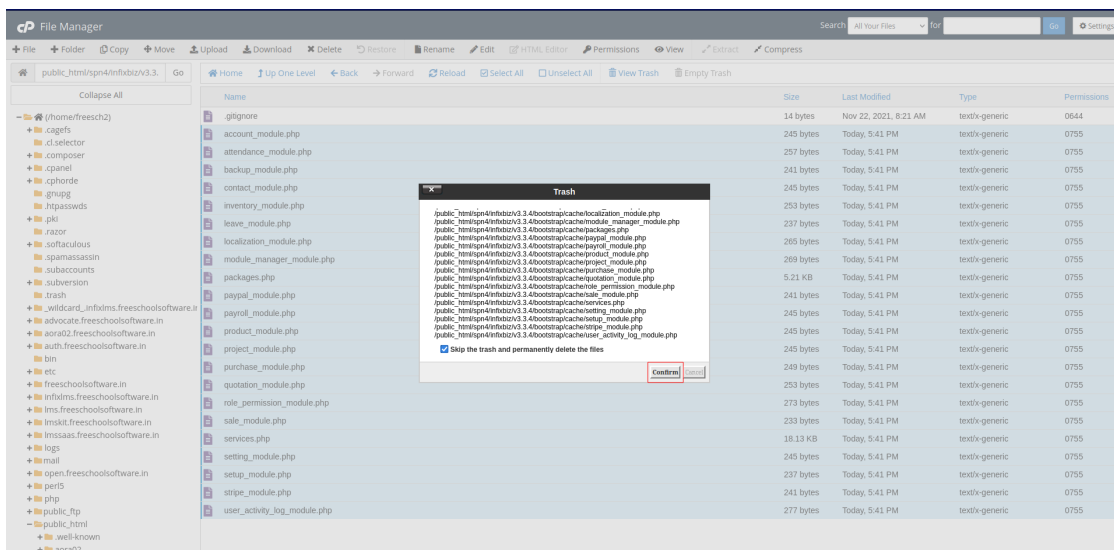
10. Bootstrap to click on the Cache Folder



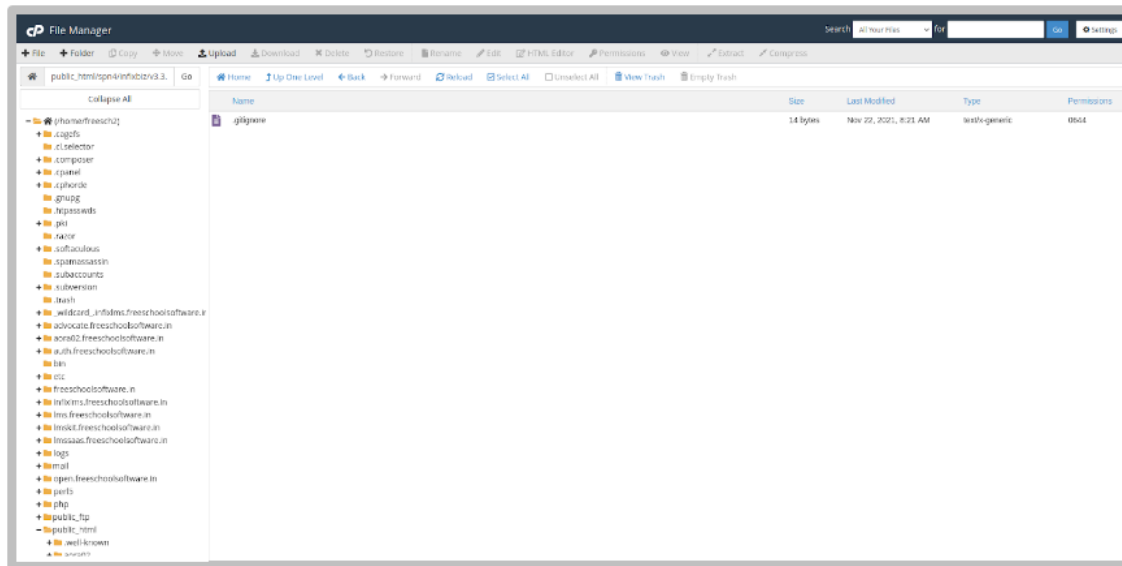
11. Bootstrap to select the cache folder to include all files deleted.



12. Delete confirmation

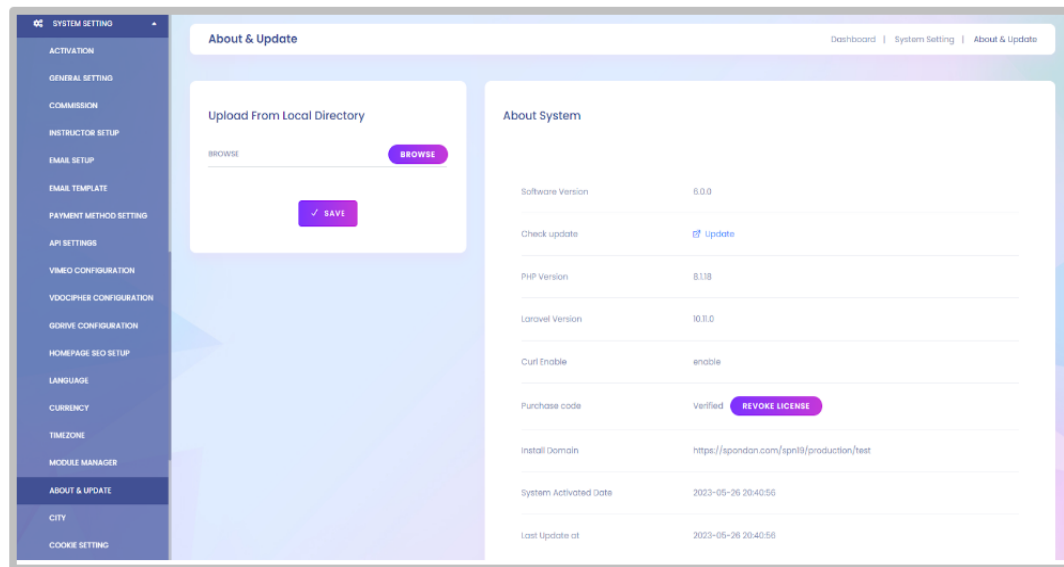


13. After deleting the bootstrap to the cache folder including all files.



14. About & Update:

Log in to the user's application, then go to the general settings to find the About and Update section. If you upload it there, it will take the update.



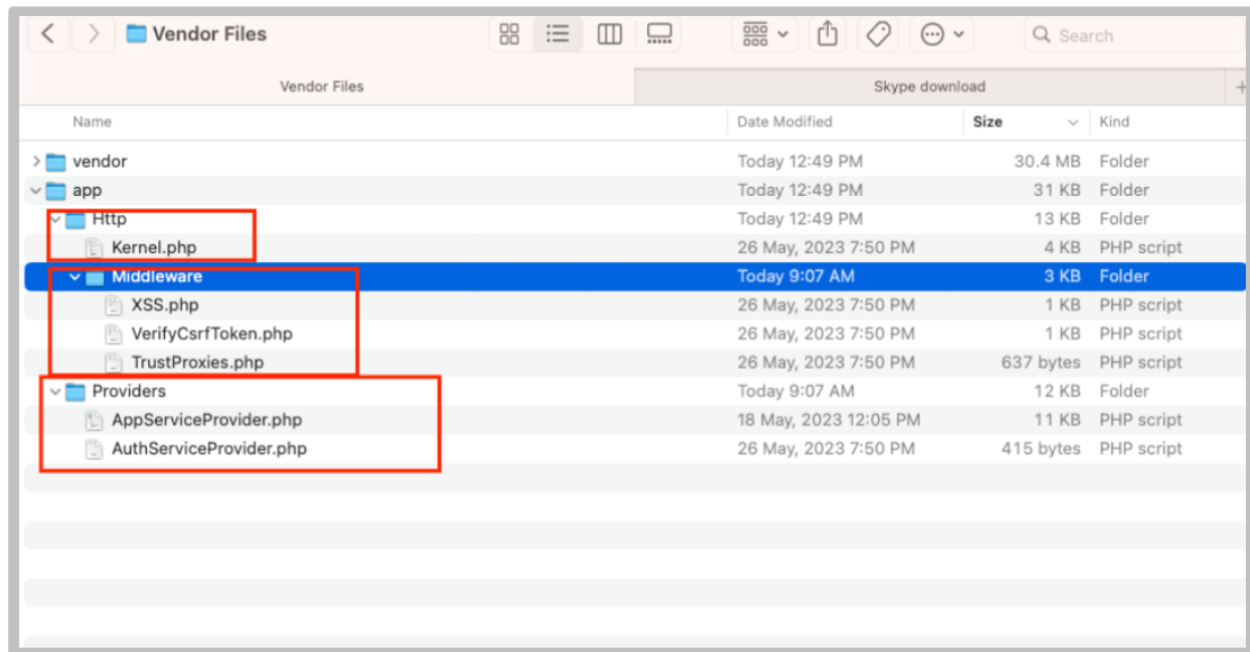
How To Manually Update Old To New Version process

Manual Method:

This is the second step to users can update their Applications. If you want to manually Update Infixlms' old version to the new version then follow the instruction below.

Step 1: app> Http> Replace 2 files, name: Kernel.php

Step 2: app>Http> Middleware> Replace 1 files, name: TrustProxies.php



This replacement option can use in Hostinger.

